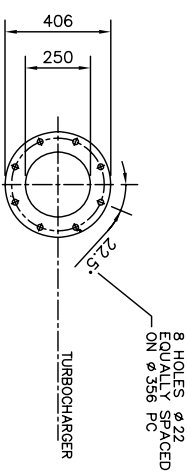


ITEM QTY.	AUXILIARY CONNECTORS	DIM. X	DIM. Y	DIM. Z
A 1	RAD. DRAIN OUTLET 3/4" BSP RHS	340	83	100
B 1	RAD. DRAIN OUTLET 3/4" BSP LHS	340	2022	100
C 1	FUEL SUPPLY 3/4" BSP RHS	1847	1638	279
D 1	FUEL RETURN 3/4" BSP RHS	1997	1638	279
E 1	OIL DRAIN OUTLET 1" BSP	1847	1638	99
F 1	DRIP TRAY OUTLET 3/4" BSP LHS	3451	83	50
G 1	DRIP TRAY OUTLET 3/4" BSP RHS	3451	1638	50

WEIGHT (kg) WITH LL8224N ALT.	
(DRY)	(WITH OIL)
10295	10445
10655	

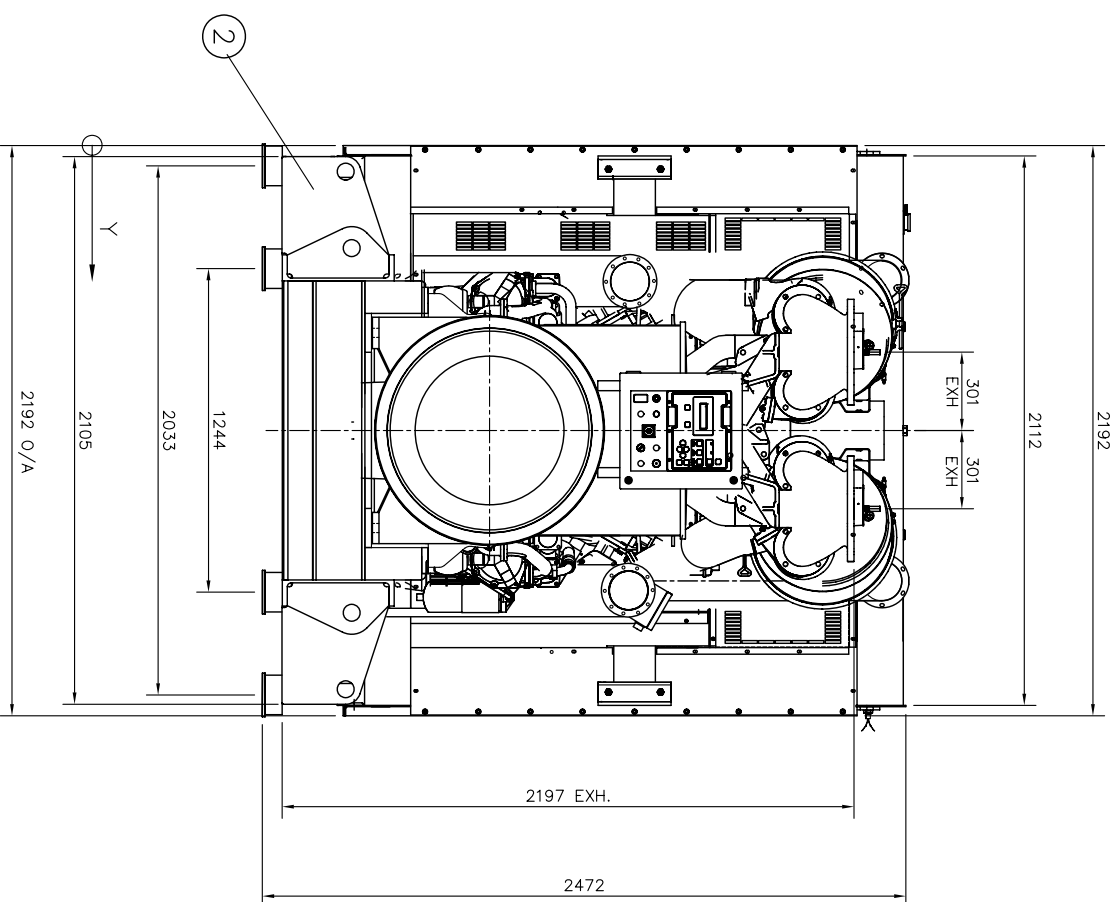
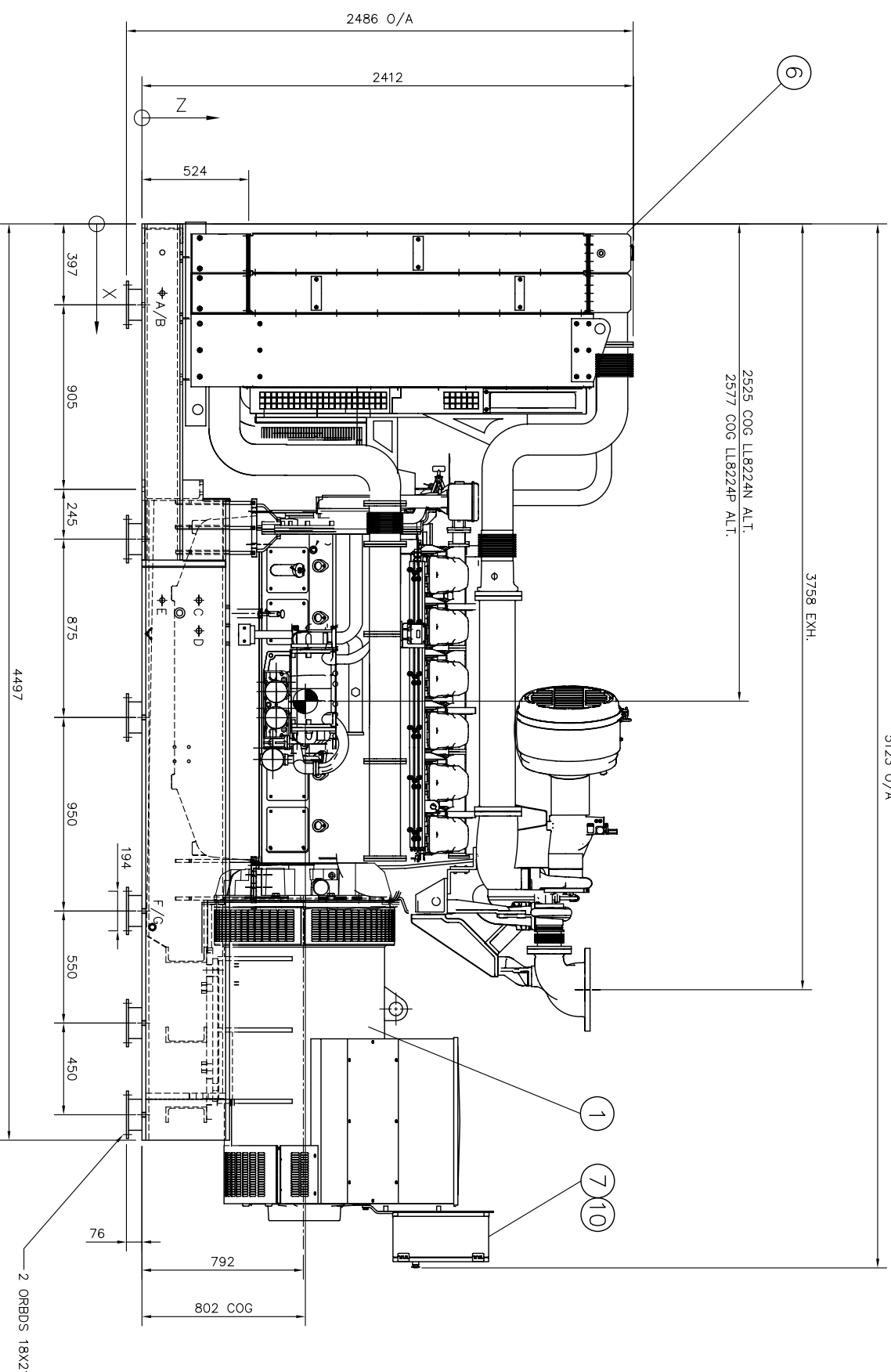
WEIGHT (kg) WITH LL8224P ALT.		
(DRY)	(WITH OIL)	(WITH OIL & WATER)
10575	10725	10935



DETAIL OF EXHAUST OUTLET FLANGE

ITEM QTY.	DESCRIPTION	DRG./PART NO.
1	ENGINE/ALTERNATOR COMBINATION	MGS3864
2	SKIDBASE GROUP	296-5597
3	MOUNTING GROUP	291-6083
4	FUEL LINE GROUP	MGS4338
5	BATTERY GROUP	MGS4217
6	RADIATOR GROUP	291-6112
7	CONTROL PANEL (IF FITTED)	-
8	BREAKER (IF FITTED)	-
9	COUPLING GROUP	MGS4212
10	PANEL UPFIT GROUP	MGS4336
11	SENDERS GROUP	MGS4312
12	EM ASSY GROUP	MGS2414
13	HAZARD LABELS GROUP	MGS4211
14	RADIATOR MOUNTING GROUP	295-8202

* ITEMS NOT SHOWN



ISSUE	DESCRIPTION	ECR/DCR	BY	DATE
A	FIRST ISSUE	27980	R.P.	28/06/07
B	DETAIL OF EXHAUST OUTLET FLANGE AMENDED	28018	L.M.	30/01/08
C	CHARGE AIR PIPE LOCATION UPDATED	29823	A.D.	06/03/09
D	ADDED COG/WEIGHTS AND ITEM 14, CORRECTED RADIATOR GROUP	31693	SG	10/05/10

<p>DO NOT SCALE</p> <p>ALL DIMENSIONS IN MILLIMETRES UNLESS OTHERWISE STATED</p>		<p>3rd ANGLE PROJECTION</p>	
<p>THIS DRAWING IS COPYRIGHTED AND MAY BE COPIED ONLY FOR THE PURPOSES OF MAINTAINING THE PURCHASED EQUIPMENT BY THE PURCHASER</p>		<p>TOLERANCES EXCEPT WHERE OTHERWISE STATED</p> <p>0 - 500mm ± 1mm</p> <p>500 - 2000mm ± 2mm</p> <p>OVER 2000mm ± 3mm</p> <p>ANGULAR ± 1°</p>	
DRN. BY	DATE	APPD. BY	DATE
	20/10/06		
TITLE		SHEET	
G.A. OF 4012TAG2A WITH LL8224N / LL8224P ALT.		A1	
OPEN SKIDBASE GENSET - 2A TROP RAD		ORIGINAL SCALE	
		1:15	
		DRAWING NO.	
		MGA7194	
		ISSUE	
		D	